


# Standard Features

- 1 Single station blow molding machine with a 80mm grooved extruder, up to 12 heads capability.
- 2 Carriage and mold opening - closing movements on silent linear ball rails.
- 3 Closed loop proportional valves with on-board electronics for the mold, carriage movements.
- 4 Tiebar-less clamp system (allows easy mold change over).
- 5 Extruder DC motor drive with digital control.
- 6 Nitrided screw and barrel.
- 7 Processing HDPE, LDPE, PP, HMWPE, PVC, PC, PETG, etc. capability.
- 8 Multi-blow extrusion heads with quick colour change.
- 9 Thickness parison control 300 points with Moog servo-valve and piston.
- 10 In machine automatic pneumatic deflashing and cooling station.
- 11 Low power consumption.
- 12 Machine fully controlled by microprocessor operating system and CANopen communication.
- 13 Colour screen on machine front.
- 14 Gripper for bottle take out inside machine.

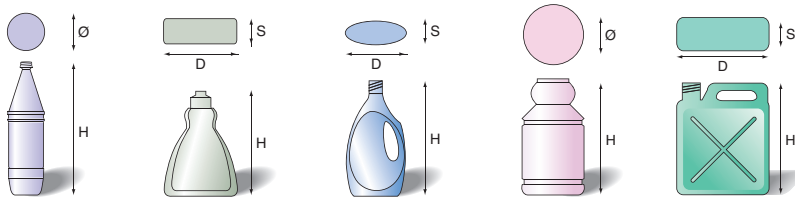
**Jomar**  
**BLOW ★ STAR**













# 6-S L/S

model Extrusion Blow Molding



## Production Possibilities



Centre distance in mm	H			D/S			H			D/S		
	H	Ø	Liters	H	D/S	Liters	H	D/S	Liters	H	D/S	Liters
1 x 	410	200	8	410	290/200	8	410	290/200	8	410	290/200	8
2 x  max 280	410	200	3	410	250/200	3	410	250/200	3	410	250/200	3
3 x  max 200	350	185	2.5	350	185/185	2.5	350	185/185	2.5	350	185/185	2.5
4 x  max 150	350	135	1.5	350	135/135	1.5	350	135/135	1.5	350	135/135	1.5
5 x  max 120	300	105	0.7	300	105/105	0.7	-	-	-	300	105/105	0.7
6 x  max 100	300	85	0.5	300	85/85	0.5	-	-	-	300	85/85	0.5
7 x  max 85	250	70	0.3	250	70/70	0.3	-	-	-	250	70/70	0.3
8 x  max 75	250	60	0.2	250	60/60	0.2	-	-	-	250	60/60	0.2
9 x  max 65	250	55	0.2	250	55/55	0.2	-	-	-	250	55/55	0.2
10 x  max 55	250	45	0.2	250	45/45	0.2	-	-	-	250	45/45	0.2
11 x  max 52,5	250	42	0.2	250	42/42	0.2	-	-	-	250	42/42	0.2
12 x  max 50	250	40	0.2	250	40/40	0.2	-	-	-	250	40/40	0.2

All sizes and volumes quoted are for reference only

# Options

- 1 Proportional valve for blow pin movement.
- 2 Multi-layer co-extrusion heads.
- 3 Extruder and view stripe head.
- 4 Interval blowing.
- 5 Independent Moog power pack.
- 6 Alarm system with photocell for bottle detection safety.
- 7 Manual screen changer.
- 8 Internal or external Leak tester.
- 9 AC drive motor.
- 10 Bottle and scrap conveyors.
- 11 Mechanical parts for mold with sunken handle.


## 6-S L/S

Extrusion  
model Blow Molding

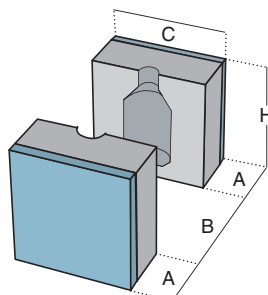
### Machine Dimensions

A	Width	mm	3,680
B	Length	mm	5,300
H	Height	mm	3,000

Weight	Kg	14,000
--------	----	--------



### Mold and Platen Dimensions



C	Width	mm	675
A	Mold Thickness	mm	min 145
H	Height	mm	475
B	Opening stroke	mm	260
	Carriage stroke	mm	650

### General Specifications

#### EXTRUDER 80 mm

Screw length	L/D	25
Heating capacity	Kw	17
Barrel zone	N	4
DC motor drive	Kw	56
Screw Out-put	HDPE	Kg/h ~160
	PVC	Kg/h ~80
	PP	Kg/h ~140
Screw speed	rpm	0/80

#### ELECTRICAL POWER

Total	Kw	90 + head
Average consumption*	Kw/h	55

#### HYDRAULIC UNIT

Dry cycle	sec.	2.2
Clamping force	KN	165
Oil Tank capacity	lt.	150
Operating pressure	bar.	165
Drive	Kw	11

#### ENERGY CONSUMPTION

Air pressure	bar	8
Air consumption	lt/min	2,000
Hydraulic cooling	KJ/h	35,000

Blow mold cooling for 5-6°C at  $\Delta t$  3°C, pressure 4 bar (kgs/cm<sup>2</sup>)

KJ/Kg h	HDPE	630
	PP	680
	PVC	460

\*Depending on the production performed.

The technical data is not binding and may change without notice.

# Jomar

# BLOW ★ STAR

A U T O M A T I C B L O W M O L D I N G M A C H I N E S

BLOW ★ STAR S.r.l. • Via Caduti di Cefalonia, 5 • 40061 MINERBIO (Bologna) Italia • [www.blow-star.com](http://www.blow-star.com) • [info@blow-star.com](mailto:info@blow-star.com)  
Tel. +39-0516606208 • Fax +39-0516606118