

Standard Features

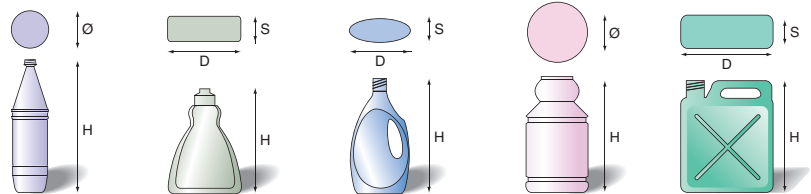
- 1 Single station blow molding machine with a 90 mm grooved extruder.
- 2 Single, double, triple and quadruple head capability.
- 3 Closed loop proportional valves with on-board electronics for the mold, carriage and blow pin movements.
- 4 Low and high pressure hydraulic circuit.
- 5 Carriage and mold opening -closing movements on silent linear ball rails.
- 6 Processing HDPE, LDPE, PP, HMWPE, PVC, PC, PETG, etc. capability.
- 7 Multi-blow extrusion heads with quick colour change.
- 8 In machine automatic hydraulic deflashing and cooling station.
- 9 Machine fully controlled by microprocessor operating system and CANopen communication.
- Colour screen on machine front.
- Low power consumption.
- Extruder DC motor drive with digital control.
- Nitrided screw and barrel.
- 14 Servo valve and piston for 300 point parison thickness control.
- 15 Gripper for bottle take out inside machine.
- 16 Calibrated neck finish.

Jomar
BLOW ★ STAR

25-S Extrusion
Blow
Molding
model



Production Possibilities



Centre distance in mm	H Ø Liters			H D/S Liters			H D/S Liters			H Ø Liters			H D/S Liters		
	H	Ø	Liters	H	D/S	Liters	H	D/S	Liters	H	Ø	Liters	H	D/S	Liters
1x	480	280	25	-	-	-	-	-	-	-	-	-	450	370/280	25
2x max 340	430	280	10	-	-	-	-	-	-	-	-	-	400	315/280	12
3x max 225	430	210	5	430	210/210	5	430	210/210	5	400	210	5	400	210/210	8
4x max 170	430	155	3	430	155/155	3	430	155/155	3	500	155	3	400	155/155	5

All sizes and volumes quoted are for reference only.

Options


- 1 Alarm system with photocell for bottle detection safety.
- 2 Internal or external Leak tester.
- 3 Parison length control with photocell.
- 4 Manual screen changer.
- 5 Independent Moog power pack.
- 6 Brushless or AC drive motor.
- 7 Mechanical unit for mold parts movement.
- 8 Intensive post cooling station.
- 9 Bottle neck recalibration station.
- 10 Ladder to reach the hopper.
- 11 Multi-layer co-extrusion heads.
- 12 Extruder and view stripe head.
- 13 Bottle and scrap conveyors.
- 14 Electric extruder lifting.
- 15 Xaloy screw.
- 16 Bimetallic barrel.
- 17 Interval blowing.

25-S Extrusion Blow Molding model

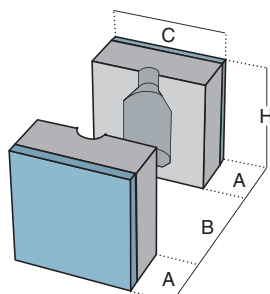
Machine Dimensions

A	Width	mm	4,500
B	Length	mm	5,600
H	Height	mm	3,900

Weight Kg ~16,000



Mold and Platen Dimensions



C	Width	mm	755
A	Mold Thickness	mm	205
H	Height	mm	550
B	Opening stroke	mm	350
	Carriage stroke	mm	725

General Specifications

EXTRUDER 90 mm

Screw length	L/D	25
Heating capacity	Kw	21.5
Barrel zone	N	4
DC motor drive	Kw	70
Screw Output	HDPE Kg/h	~220
	PP Kg/h	~190
Screw speed	rpm	0/100

ELECTRICAL POWER

Total installed	Kw	120
Average consumption*	Kw/h	100/110

HEADS ELECTRICAL POWER **

Monolayer	Min	Kw	25
	Max	Kw	30

HYDRAULIC UNIT

Dry cycle	Sec.	3.2
Clamping force	KN	240
Oil Tank capacity	lt.	300
Operating pressure	bar.	140
Drive	Kw	22

ENERGY CONSUMPTION

Air pressure	Bar	8
Air consumption	lt/min	2,000
Hydraulic cooling	KJ/h	55,000

Blow mold cooling for 5-6°C water Δt 3°C, pressure 4 bar (kgs/cm²)

KJ/Kg h	HDPE	630
	PP	680

* Depending on the production performed.

** Depending on type of heads used.

The technical data is not binding and may change without notice.

Jomar

BLOW ★ STAR

A U T O M A T I C B L O W M O L D I N G M A C H I N E S

BLOW ★ STAR S.r.l. • Via Caduti di Cefalonia, 5 • 40061 MINERBIO (Bologna) Italia • www.blow-star.com • info@blow-star.com
Tel. +39-0516606208 • Fax +39-0516606118